




WELCOME TO OUR
K200 CLASS

Lecturer: Ha Thuy Cham

Department of foreign languages



Wishes and Dreams



Activity 1. Warm up

F: Fortune teller



P: Princess



The Dianarella's Future

P: Can you see my future?



F: You will marry a rich prince



P: Is he handsome?

F: You first meet him...He looks like a frog!



P: A frog?

F: Yes...Some day you will meet a frog! And you will kiss it.

P: I will not!




I hope to marry a handsome Prince, not a frog.

F: Yes, you will and it will turn to a handsome prince!

I hope to live happily forever after...

Activity 2.

Did the fortune teller say anything related to the pictures below?



Activity 2.

Vocabularies



graduate



promotion



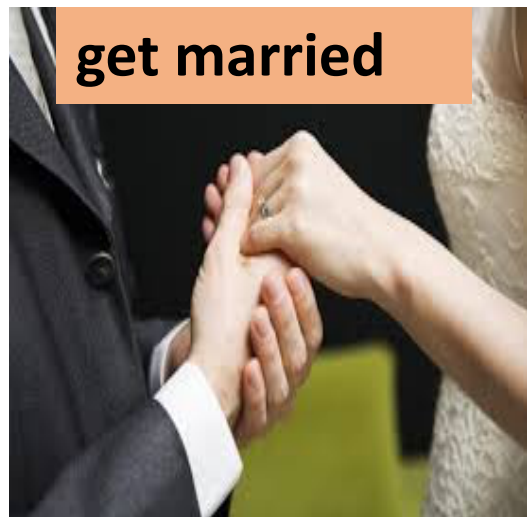
earn



leisure



Have (...children).



get married



travel (around the world)

Make 3 sentences about what you hope to achieve in the future:



- *I will.....*

- *I hope to.....*

E.g. - have 2 children
- be rich
- be a tourist guide

-travel around the world
- have big house
- own a luxury car

I hope to.....



Activity 3. (Let's Talk, page 71)

A. Listening: Mike and Kate, Gary and Jean's children, are talking about their hopes and dreams for the future. Check (v) what they hope to achieve.

Mike hopes to.....


- go to graduate school
- start his own company
- start a family
- travel
- buy a house in the city

Kates hopes to.....

- get married
- start a family soon
- earn enough money to travel
- go to graduate school
- get an interesting job.

PEER MARKING

1 minute



2 points for each
correct answer



Activity 2. (Let's Talk, page 71)

A. Listening: Mike and Kate, Gary and Jean's children, are talking about their hopes and dreams for the future. Check (v) what they hope to achieve

Mike hopes to.....

- a) go to graduate school
- b) start his own company ✓
- c) start a family ✓
- d) travel
- e) buy a house in the city

Kates hopes to.....

- a) get married. ✓
- b) start a family soon
- c) earn enough money to travel. ✓
- d) go to graduate school
- e) get an interesting job. ✓

Answer the question below:

**-Do you share any of the same
dreams as Mike or Kate?**

+individual answers

**B. Listen again and fill in the blank..... Handout 1,
(page 2) (Groupwork)**

**• Antonio and I (Antonio's my
fiancé)
tosoon.**

**• I hope that weboth
..... enough money.**

B. Listen again and fill in the blank..... Handout 1, (page 2)

- Antonio and I (Antonio's my fiancé)
to **get married** soon.

- I hope that we **will**both **earn**
..... enough money.

B. Listen again and fill in the blank.....Handout 1, (page 2): Feedback in group: find out the differences between the two structures.

- Antonio and I (-um, Antonio's my fiancé) **are going** to **get married** soon.
- ?
- *Have Kate and Mike decided to get married yet?* NEXT

- I hope that we **'ll (will)** both **earn** enough money .
- ?
- *Is Kate sure about how much she and her partner will earn?*

Please look at the slice and compare

S+ be (am /is /are) + going to + Verb (infinitive):

-Something IS GOING TO HAPPEN: The current situation makes us believe that



Look at those black clouds!

It's **going to** rain.

She is pregnant.

She **is going to** have a baby.



Prediction with present evidence


S + will + Verb (infinitive)



Don't worry. I **will** help you with your homework.



I **will** love you forever.



You **will** be rich

Offers

Promises

Predictions

Hopes/ dreams

Activity 4 (p.71): A. Pair work: Think about these areas of your life. What are your plans, hopes or dreams of the future (5 minutes)

In .. years, I'm going to be...years old

School

Work

Graduate I.....graduate from this college in 20..

Family

Friends

Home

Travel

Leisure

Money

In .. years, I will be...years old

In the future, Iwork in a big company

Practice (A<=>B)

A

-What do you hope to do in the future?
How do you plan to do these things?

B

In 5 years, I'll be....
In 25 years,
3 years from now,

B

I hope to
Someday, I will...
In the future, I.....

B

I hope I
I think I'll
I'll
I will have



Activity 5:

Make a mind map of your future dreams. Start with a theme choose 3-4 major categories, share it with your partner before sharing it with the whole class
(5 minutes)

- *Lifestyle*
- *relationships*
- *life*
- *family*

- *Job*
- *travel*
- *education*
- *interests*

Future dreams card

class

room

Your Name

TD#

travel



go to Italy



eat delicious foods
pizza, pasta ... etc

my
PRADA bag

interests



fashion design
clothes, bag, boots



family



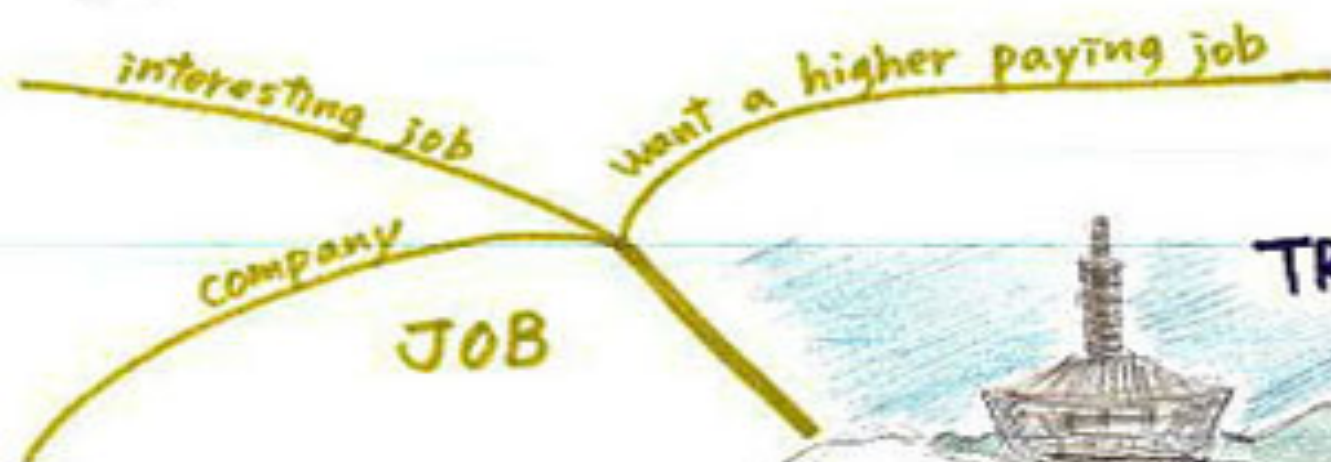
pretty
children

wedding

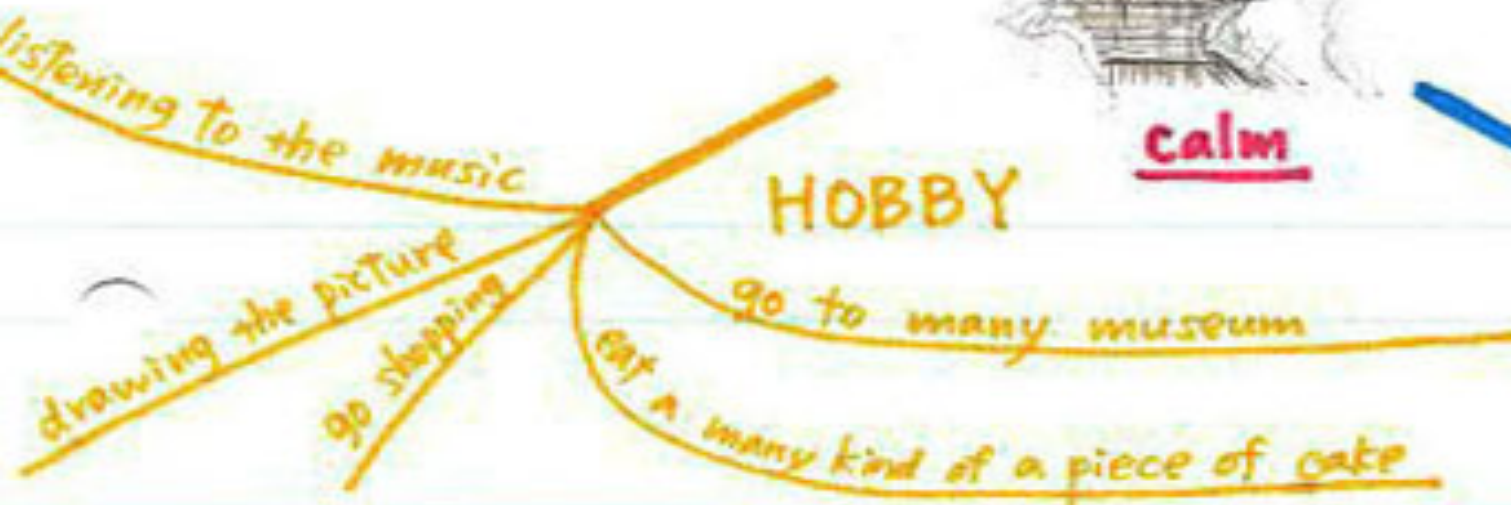
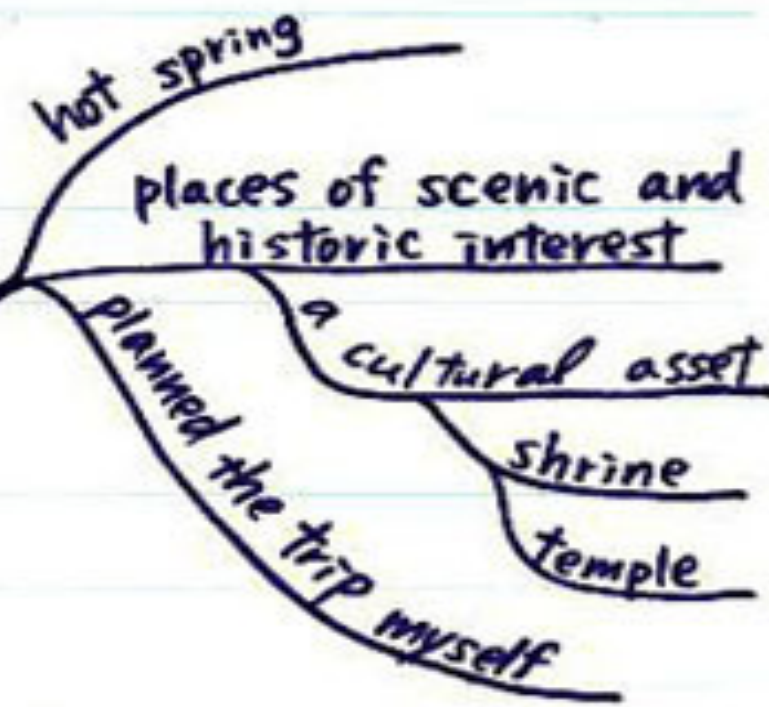
life



have a broad farm
spend happy time

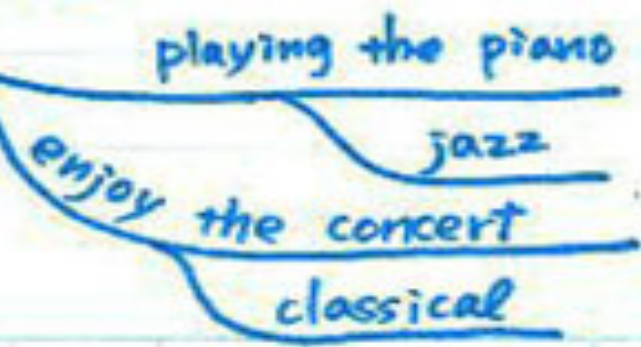



TRAVEL



calm

MUSIC





Future Dreams Map Card

class

room

Your Name

TD#




PRESENTATION:

Choose a theme, prepare and tell your group members (2 minutes).

- **INDIVIDUAL PRESENTATION IN FRONT OF THE WHOLE CLASS (2 minutes)**

SUMMARY AND HOMEWORK (2 minutes)



Que Sera sera



Homework

- Prepare a short talk of 2-3 minutes about your future hopes and dreams and upload/share it on your group's face book page

Slogan



- There is nothing like a dream to create the future
- You have to dream before your dream can come true

*Thank you for your
attention*